



LAKER

A-Joint
Product Catalogue

Laker is an exploration into functional objects for the home or workplace with design undertaken as a series of discussions about how we live.


The A-joint began life as a study of traditional construction methods for utilitarian tables. A gentle evolution over years has seen A-joint develop into a true system incorporating multiple component types to facilitate a range of furniture products.


Sandcast in either Aluminium or Bronze, the joints are coupled with solid timber elements to form tables, stools, benches and workstations. The sturdy and archetypal structures have become keystone pieces for architects and interior designers in both residential and commercial projects.

Stools	pp.	9 - 11
Benches	pp.	12 - 14
Tables	pp.	15 - 19
Workstations	pp.	20 - 24
Index	pp.	25 - 32
Customisation	pp.	33
Product Care, Warranty and Environmental	pp.	34













A-Joint Stools

The A-joint Stool is perfect for casual seating configurations around the home or office. Offered in a range of standard timbers, it's archetypal design language means that it is suitable for a range of settings. The A-joint Bar Stool is configured at 650 height to suit most residential countertops and breakfast bars. A solid timber footbar is added for comfort and structural integrity



A-Joint Stool

The A-joint Stool is perfect for casual seating configurations around the home or office. Offered in a range of standard timbers, it's archetypal design language means that it is suitable for a range of settings.

Dimensions

340 D x 450 H

Materials



Victorian Ash



Aluminum



American Oak



Bronze



American Walnut



A-Joint Bar Stool

The A-joint Bar Stool is configured at 650 height to suit most residential countertops and breakfast bars. A solid timber footbar is added for comfort and structural integrity

Dimensions

340 D x 650 H

Materials



Victorian Ash



Aluminum



American Oak



Bronze



American Walnut

A-Joint Benches

The classic A-joint Mini bench configured using the A-joint Mini. Structural integrity is guaranteed via the solid timber stretcher rail which spans beneath the two joints with the added benefit of lending an archetypal trestle aesthetic. Alternatively, the A-joint bench may utilise the original A-joint for a sturdier appearance. Constructed in solid timbers, the Bench is the perfect companion to the A-joint Table.



A-Joint Mini Bench

The classic A-joint bench configured using the A-joint Mini. Structural integrity is guaranteed via the solid timber stretcher rail which spans beneath the two joints with the added benefit of lending an archetypal trestle aesthetic.

Dimensions

1400 L x 350 W x 450 H

Materials



Victorian Ash



Aluminum



American Oak



Bronze



American Walnut



A-Joint Bench

The classic A-joint bench configured using the original A-joint. Constructed in solid timbers, the Bench is the perfect companion to the A-joint Table.

Dimensions

1600 L x 400 W x 450 H

Materials



Victorian Ash



Aluminum



American Oak



Bronze



American Walnut

A-Joint Table

The classic A-joint table is instantly suitable for a range of uses, from dining table to meeting table, this archetypal design is famous for its simplicity and its use of beautiful materials. Depending on specification, the A-joint table can be a home in any setting, from minimal and bright to dark and moody.



A-Joint Mini Desk

Perfect for working from home situations, the A-joint Desk is compact and presented in a range of beautiful materials. Utilizing the A-joint Mini, the A-joint desk maximizes the use of space in the home.

Dimensions

1400 D x 700 W x 740 H

Materials



Victorian Ash



Aluminum



American Oak



Bronze



American Walnut



A-Joint Dining Table Round

Round tables are often preferred in smaller settings and wonderfully democratic by nature. The A-joint supports three legs emerging from the centre of the table to provide a stable and robust solid timber table suitable for the home and hospitality environments alike.

Dimensions

1000 D x 740 H

1200 D x 740 H

1500 D x 740 H

Materials



Victorian Ash



Aluminum



American Oak



Bronze



American Walnut



A-Joint Dining Table

The classic A-joint table is instantly suitable for a range of uses, from dining table to meeting table, this archetypal design is famous for its simplicity and its use of beautiful materials. Depending on specification, the A-joint table can be a home in any setting, from minimal and bright to dark and moody.

Dimensions

1800 L x 800 W x 740 H

2100 L x 900 W x 740 H

2700 L x 900 W x 740 H

3000 L x 1000 W x 740 H

Materials



Victorian Ash



Aluminum



American Oak



Bronze



American Walnut



A-Joint Dining Table Oval

Inspired by the architecture of smaller homes, A-joint Oval Dining Tables allow for better circulation of tight spaces. Often requested by architects, the oval tables are excellent for entertaining and for day-to-day living. Their organic footprint is enhanced by their solid timber materiality.

Dimensions

1800 L x 800 W x 740 H

2100 L x 900 W x 740 H

2700 L x 900 W x 740 H

3000 L x 1000 W x 740 H

Materials



Victorian Ash



Aluminum



American Oak



Bronze



American Walnut

A-Joint Workstations

The A-joint Workstation has been designed with the creative workspace in mind. Suitable for small to medium enterprises with a focus on materiality, The A-joint Workstations allow businesses to explore various configurations and expand their footprints when the time comes. Available with a number of optional features and in a select range of finishes.





A-Joint Workstations Premium

The A-joint Premium Workstation is an exercise in solidity. Designed to suit high-end, creative work spaces, the Premium Workstation expresses its solid materiality via the engineered power slot machined into the solid timber top and running down the spine of the table. Configurable with multiple power tray and privacy screen accessories.

Dimensions

2400 L x 1500 W x 740 H

3600 L x 1500 W x 740 H

4800 L x 1500 W x 740 H

Image depicts table with optional privacy screen.

Materials



Victorian Ash



Aluminum



American Oak



Bronze



American Walnut



Image depicts timber edge to melamine top option.

A-Joint Workstations

Inspired by the humble trestle table, the A-joint Workstation employs a broad range traditional desktop materials to give creative spaces a unique working surface optimised for powered devices. A central slot provides access for cables to run between the work surfaces and multiple power tray options beneath the desk. Privacy screens can be fixed along the slot to better delineate individual user areas.

Dimensions

2400 L x 1500 W x 740 H

3600 L x 1500 W x 740 H

4800 L x 1500 W x 740 H

Materials



Victorian Ash Veneer



White Melamine



Aluminum



American Oak Veneer




Black Melamine



Bronze



American Walnut Veneer








A-Joint Workstations Accessories

Dimensions

Premium Power Tray	280 W	x	150 H
Premium Tray	280 W	x	150 H
Power Basket	950 L	x	100 W
Power Basket	2050 L	x	100 W
Privacy Divider	2100 L	x	500 W
Privacy Divider	900 L	x	100 W

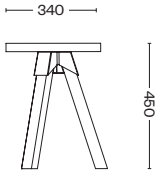
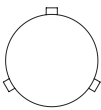
Materials

	Victorian Ash		Jasper
	American Oak		Natural Steel
	American Walnut		

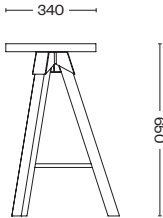
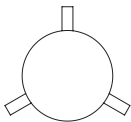
A-Joint Product Index

Refer to the following section for the key dimensions of all the products in the A-joint range.

A-Joint Stool

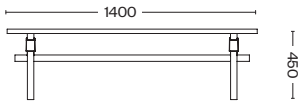
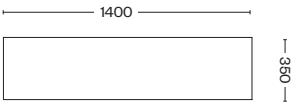


Dimensions 340 W x 450 H


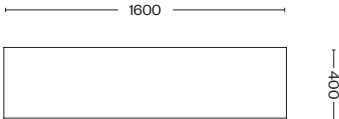


Dimensions 340 W x 650 H

A-Joint Bench

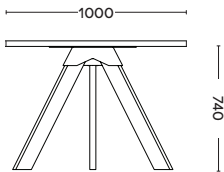



Dimensions 1400 L x 350 W x 450 H
Seating 2-3 people

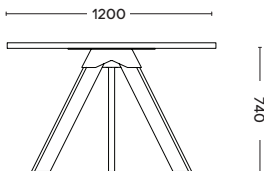



Dimensions 1600 L x 400 W x 450 H
Seating 3-4 people

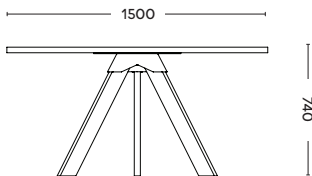

A-Joint Table Round



Dimensions 1000 D x 740 H
Leg Splay *
Seating 2 - 4 people

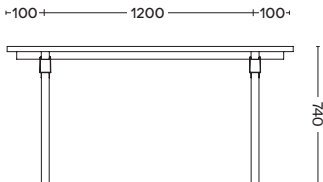
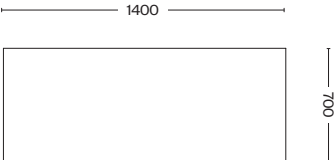


Dimensions 1200 D x 740 H
Leg Splay *
Seating 4 - 6 people



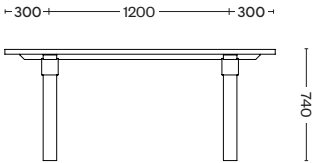
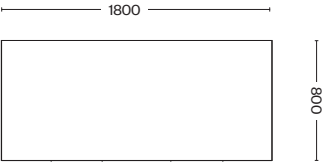
Dimensions 1500 D x 740 H
Leg Splay *
Seating 6 - 8 people

A-Joint Mini Desk

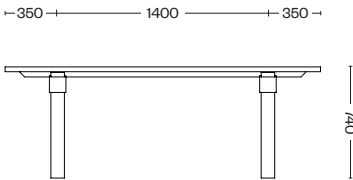
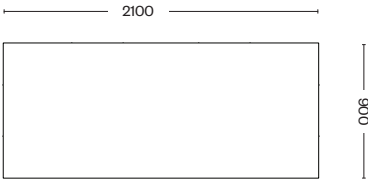


Dimensions 1400 L x 700 W x 740 H
Leg Inset 100 mm
Seating 1 person

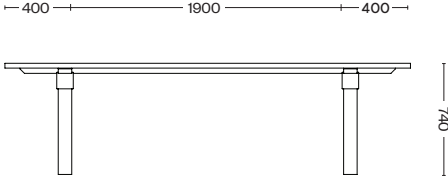
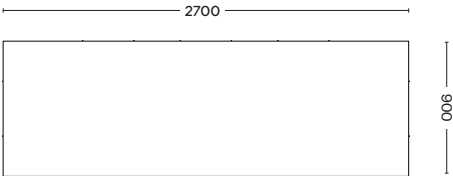
A-Joint Table



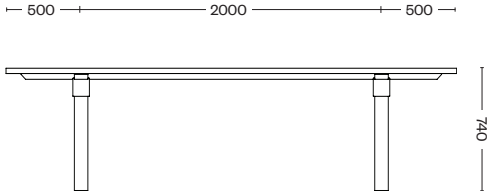

Dimensions 1800 L x 800 W x 740 H
Leg Inset 300 mm
Seating 4 - 6 people



Dimensions 2100 L x 900 W x 740 H
Leg Inset 350 mm
Seating 6 - 8 people

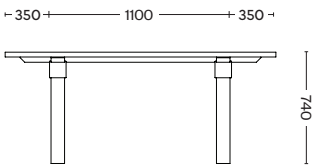
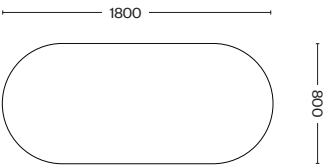


Dimensions 2700 L x 900 W x 740 H
Leg Inset 400 mm
Seating 8 - 10 people

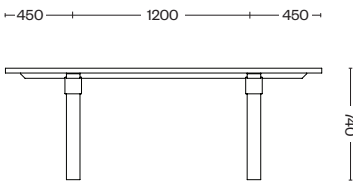
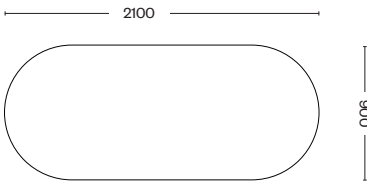


Dimensions 3000 L x 1000 W x 740 H
Leg Inset 500 mm
Seating 10 - 12 people

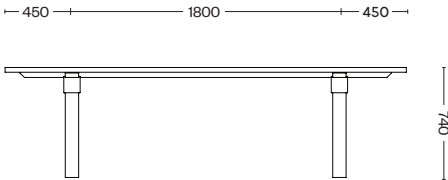
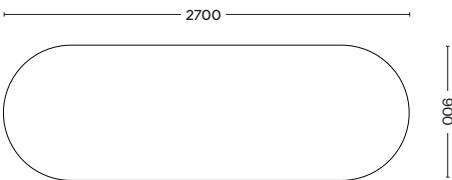
A-Joint Table Oval



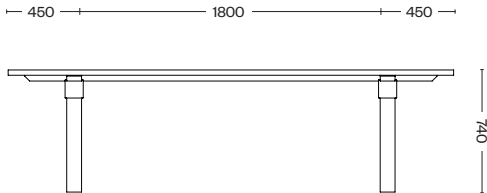

Dimensions 1800 L x 800 W x 740 H
Leg Inset 350 mm
Seating 4 - 6 people



Dimensions 2100 L x 900 W x 740 H
Leg Inset 450 mm
Seating 6 - 8 people

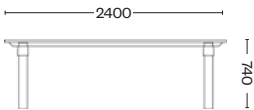
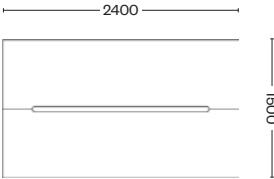


Dimensions 2700 L x 900 W x 740 H
Leg Inset 450 mm
Seating 8 - 10 people

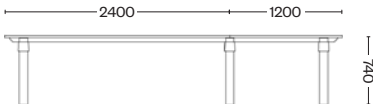
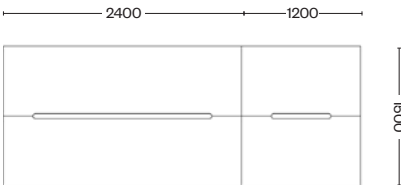


Dimensions 3000 L x 1000 W x 740 H
Leg Inset 450 mm
Seating 10 - 12 people

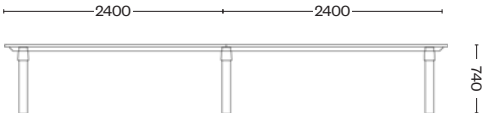
A-Joint Workstation Premium



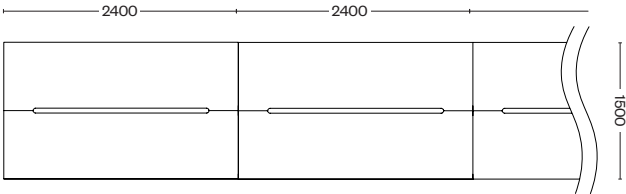
Dimensions 2400 L x 1500 W x 740 H
Seating 4 people



Dimensions 3600 L x 1500 W x 740 H
Seating 6 people

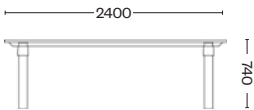
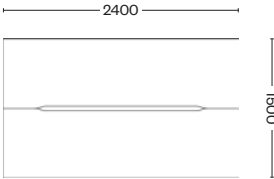


Dimensions 4800 L x 1500 W x 740 H
Seating 8 people

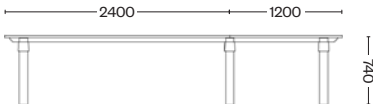
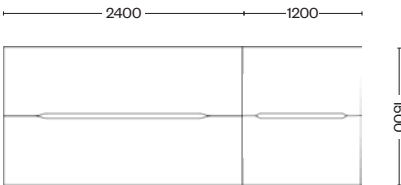


Dimensions 2400 L x 1500 W x 740 H
Seating Endless Configuration

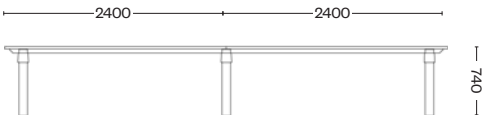
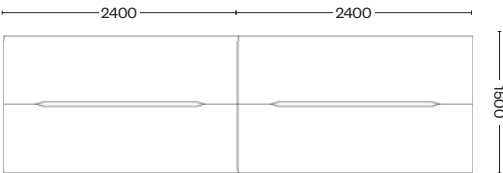
A-Joint Workstation Essential



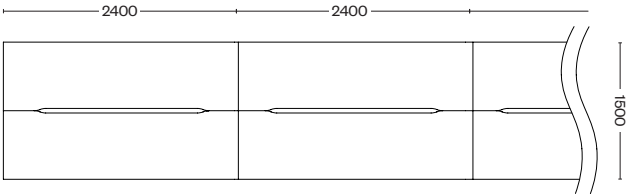
Dimensions 2400 L x 1500 W x 740 H
Seating 4 people



Dimensions 3600 L x 1500 W x 740 H
Seating 6 people



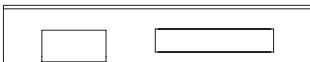
Dimensions 4800 L x 1500 W x 740 H
Seating 8 people



Dimensions 2400 L x 1500 W x 740 H
Seating Endless Configuration

A-Joint Workstations Accesories

Premium Power Tray



Dimensions 280 W x 150 H

Note Power tray configuration dependant on table length. Does not iclude power & data components

Premium Tray



Dimensions 280 W x 150 H

Note Power tray configuration dependant on table length. Does not iclude power & data components

Power Basket 950



Dimensions 950 L x 100 W

Note Power tray configuration dependant on table length. Does not iclude power & data components


Power Basket 2050



Dimensions 2050 L x 100 W

Note Power tray configuration dependant on table length. Does not iclude power & data components


Privacy Divider 2100



Dimensions 2100 L x 500 W

Dimensions 900 L x 500 W x 32 H

Privacy Divider 900



Dimensions 900 L x 500 W

Dimensions 900 L x 500 W x 32 H

Customisation

The A-joint system is designed to be customised. Laker offers a broad range of modifications and extras which combined with an extensive offering of materials and finishes results in a system which can cater for almost any requirement. The following is a brief outline of customisation within the A-joint system.

Joints

The A-joint system is comprised of 5 individual joints designed to enable the configuration of the various products offered under the A-joint system. These joints and their applications are as follows.

A-joint Regular	Tables and work-surfaces of an average size with 2 or more sets of legs
A-joint Mini	Long benches as well as smaller tables and/or desks.
A-joint Stretch	Tables and workstations where greater width and depth is required.
A3-joint Regular	Round tables
A3-joint Mini	Stools and smaller round tables

Each joint is offered in either Aluminium or Bronze material.

Dimensions

The A-joint system allows for vast customisation of dimension. Laker is able to accommodate almost any table top dimension that may be required. Different joints allow for different sizes.

A-joint Regular	Max 3000mm (W) x 1000mm (D)
A-joint Mini	Max 1800mm (W) x 700mm (D)
A-joint Stretch	Max 3000mm (W) x 1500mm (D)
A3-joint Regular	Max Dia. 3000mm
A3-joint Mini	Max Dia. 900mm

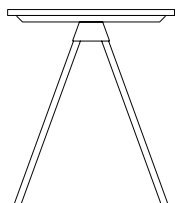
Square tables are able to be specified in an 'endless' configurations where legs and table-top joints are configured in order to accommodate the connecting tables.

Endless Configuration

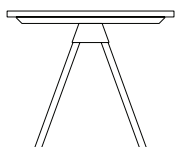
Square tables are able to be specified in an 'endless' configurations where legs and table-top joints are configured in order to accommodate the connecting tables.

Heights

The A-joint system is able to be specified at bespoke heights upon request. Heights are limited by the leg-splay. Increasing the finished height of the table will increase the leg-splay. See below.



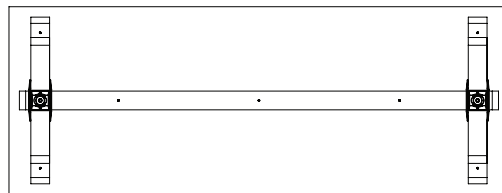
leg splay at 1050mm finished height




leg splay at 740mm finished height

Leg Inset

The A-joint Regular, A-joint Mini and A-joint Stretch tables all have a customisable leg inset. This is the distance between the end of the table and the leg assembly. In standard form this distance is 150mm either side.



leg inset shown at standard 150mm



leg inset shown at 300mm

This dimension is customisable by request and can slightly increase the maximum table widths.

Materials

Tops

Solid Ash (32mm thick)
Solid Oak (32mm thick)
Solid Walnut (32mm thick)
White / Black Melamine on MDF (25mm thick & 32 mm thick)
Ash Veneer (25mm thick & 32 mm thick)
Oak Veneer (25mm thick & 32 mm thick)
Walnut Veneer (25mm thick & 32 mm thick)
Custom Linoleum (25mm thick & 32 mm thick)

Other materials may be utilised by custom request (e.g. stone, glass, metals)

Edges

Finishes to the edges of table tops are dependent on the actual top material. Solid timber tops do not require an edge finish to be specified. The following are standard top-edge combinations

Veneer top with 2mm timber veneer edge
Melamine top with ABS edge
Melamine top with 2mm timber veneer edge (at extra cost)
Linoleum top with 2mm timber veneer edge (at extra cost)

Frames & Legs

Frames and legs in the A-joint system are always made with the solid timbers. Typically, these solid timbers will match the solid or veneer tops specified for the product. In the case of a non-timber top (melamine, linoleum or custom), the customer has the selection of any of the solid timber materials.

Solid Ash
Solid Oak
Solid Walnut

Workstation Extras

Workstations can be configured with a range of extras such as cable holes, speaker holes, cable baskets and even powered legs. Please contact the Laker team when configuring a workstation in order to plan and implement the correct additions.

Product Care, Warranty and Environmental

Product Cleaning

Products should be dusted regularly using a clean, microfibre cloth. Once dust has been removed, the surface may be cleaned using a clean, damp microfibre cloth. If preferred, a light detergent may be included in the water. Chemical cleaning products, solvents or alcohols are to be avoided as these will penetrate the sealant and dull the surface.

A gentle cleaning motion should be used. Excessive force applied during cleaning may buff and erode the surface negatively, which would then require refinishing to resolve.

Surfaces should then be dried using another clean microfibre cloth. For stubborn stains, the timber may need to be sanded and another coat of sealant applied. This level of maintenance should be carried out by a professional.

Product Warranty

Laker offers a warranty period of 12 months for Commercial Product and 36 months for Residential Product. This warranty is offered from the date of delivery or collection of the product. Laker guarantees to repair or replace any part of the product with a manufacturing or structural defect.

This warranty applies only to the original purchase. An application for a warranty on a product must be made in writing within the warranty period, within 7 days of the defect occurring.

Timber Certification

Assures that wood products are handled and manufactured under strict regulations that support responsible forest management.



The mark of
responsible forestry



HENRY WILSON

A-JOINT

LAKER

Distribution by



For enquiries, please contact

info@livingedge.com.au
1300132154

www.laker.studio

laker.studio

info@laker.studio
(02) 9199 9655